

GLQR/0303

# Quotation Request Existing Gutter Details

To enable us to provide you with an accurate written quotation, please let us have the following information.

Name ..... Company .....

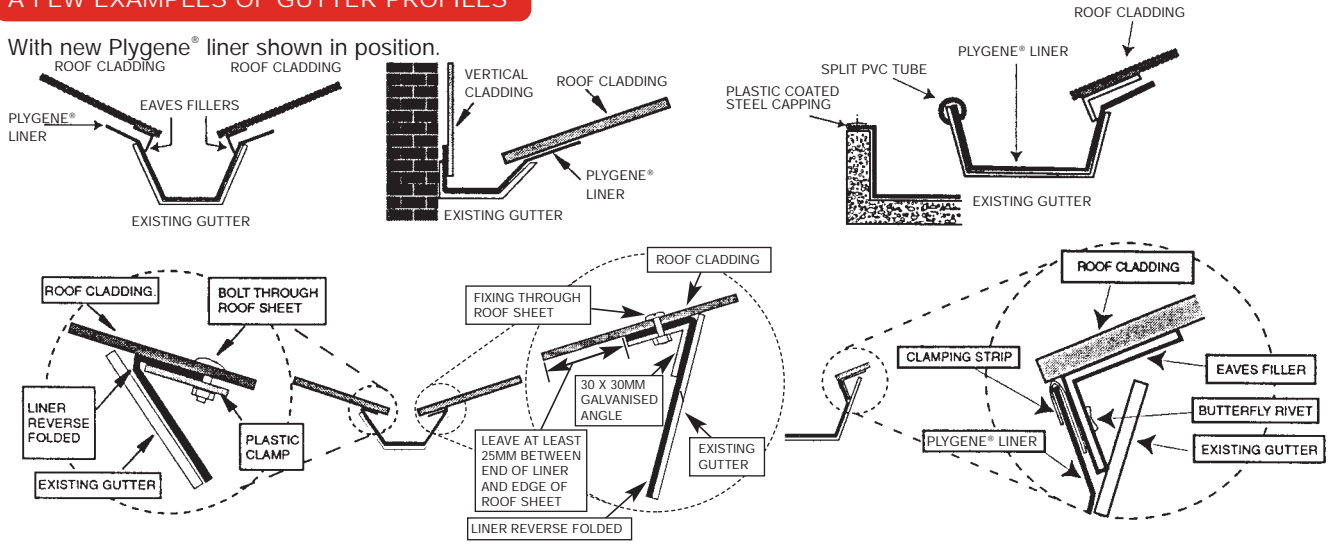
Address .....

Postcode .....

Tel No ..... Fax No ..... Email .....

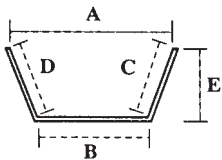
**A FEW EXAMPLES OF GUTTER PROFILES**

With new Plygene<sup>®</sup> liner shown in position.



Above are a few examples of popular gutter profiles: Carefully sketch below the gutter profile of the gutter to be lined even if it differs from the examples shown. Show the angle and overhang of the roof cladding and indicate the position of eaves fillers if applicable. Accurately measure the inside gutter profile(s) and show the distance between each angle change.

**EXAMPLE OF ORIGINAL GUTTER (INSIDE DIMENSIONS REQUIRED)**



**ORIGINAL GUTTER INFORMATION**

What is the gutter made of? .....

Is the gutter smooth inside?  YES  NO Comments .....

Do you intend to insulate the gutter?  YES  NO Comments .....

What is the total length of each gutter to be lined? Please give accurate measurements .....

Are the gutter ends fully stopped off?  YES  NO Comments .....

Are the gutter ends the same shape as the profile(s) as you have sketched overleaf?  YES  NO \*If no, please use space below to sketch detail

Do the gutter ends incorporate any overflow devices?  YES  NO \*If no, please use space below to sketch detail

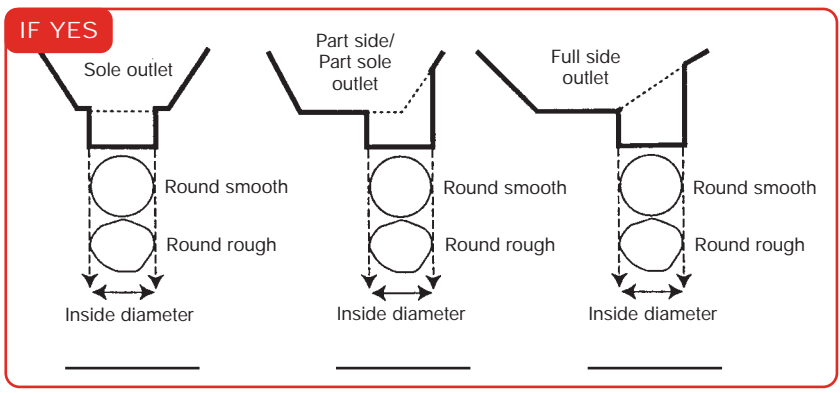
\*Please use this space to give any further details.

How many downspout outlets are there? .....

Do they correspond to any of the shapes shown below?  YES  NO Comments .....

If YES please tick the appropriate diagram below and note the inside diameter of the outlet pipe in the space below.  
 (Use the enclosed measuring aid to ensure accurate sizing.)

If NO please indicate with a rough sketch the shape of your existing downspout outlet.



**IF NO**