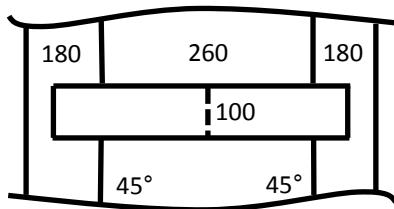
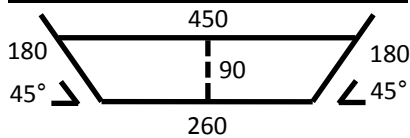




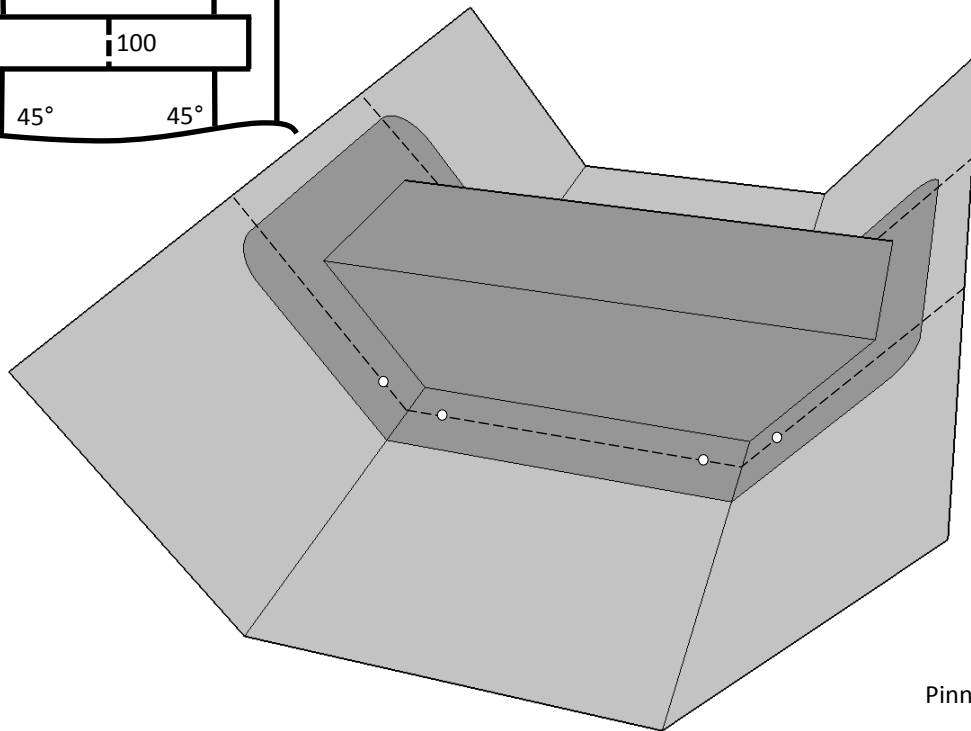
# Technical Data Sheet

## Bespoke moulded back to back stop end (MWUFS)

### Generic back to back stop end



Liner pinned and fixed before hot air welding of the back to back stop end



Pinning region -----

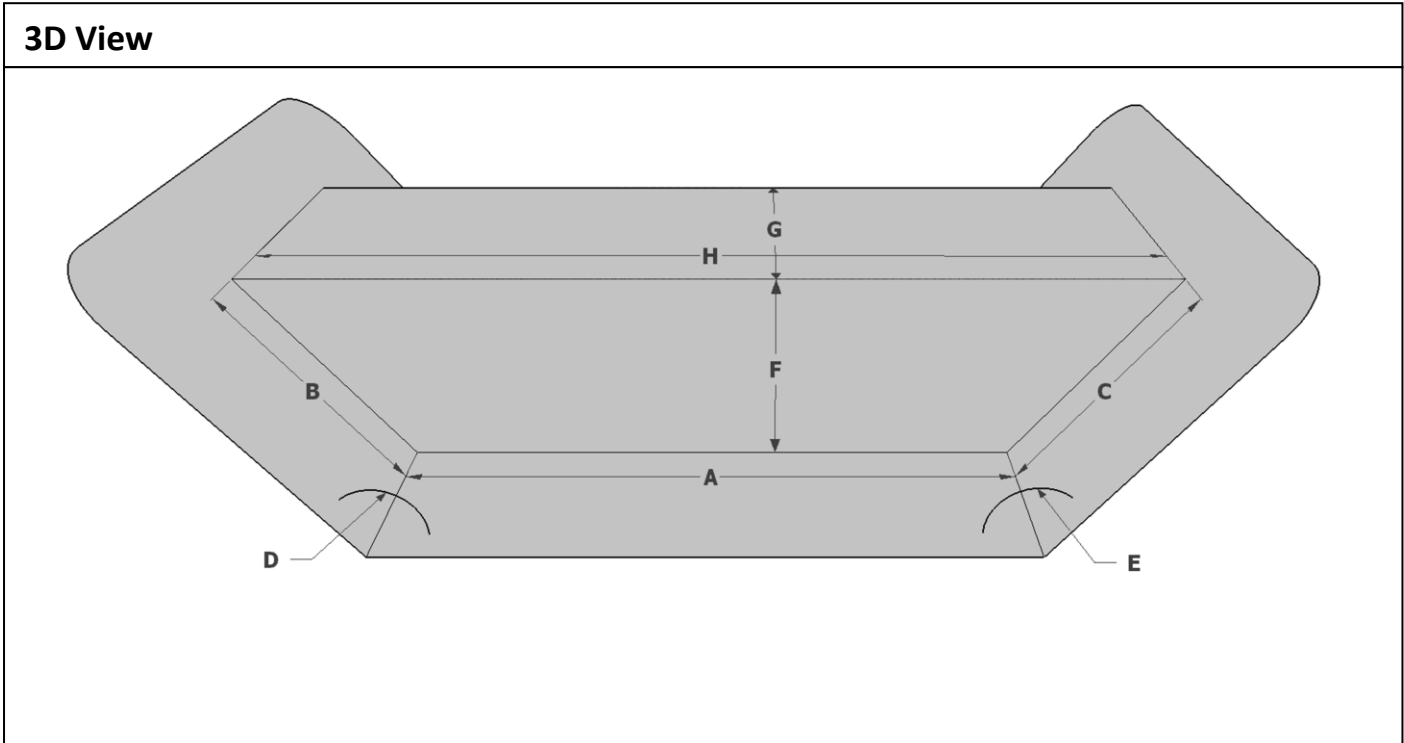
### Fixings specification engineered for gutter substrate type

Substrate	Product code	Pilot hole (if required)	Drill speed
STEEL < 3mm	HDS-LS-30	N/A	0-2000rpm – Can be full speed
STEEL > 3mm	HDS-HS-40	N/A	0-2000rpm – Can be full speed
CONCRETE	HDS-CON-45	5mm Diameter	0-950rpm – Typically 750Watt
ASBESTOS	HDS-ASB-38	9.5mm Diameter	Set to lowest speed

When drilling holes in asbestos cement and other highly bonded materials. Please refer to the current health & safety guide.  
8 fasteners (4 on each side) as illustrated above – Further fixings may be required within the pinning regions identified above in accordance with the ‘200 rule.’

**‘200 rule’** – The maximum permitted gap between fixings within the pinning region is 200mm. E.g. a 300mm gap between fixings should be bisected at 150mm (1 additional fixing), or a 600mm gap should be bridged with 2 additional fixings, one at 200mm then one at 400mm.

<b>Item description: Bespoke moulded back to back stop end</b>		
<b>Component ref: MWUFS</b>	<b>Item ref:</b>	<b>Gutter ref:</b>
Company/Customer name:		
Job reference:		
Customer order number:	Quantity:	



Where items are flanged, these flanges are manufactured to company standard sizes. Other sizes are available upon request.

<b>Dimensions</b>			
A	=	mm	F = mm
B	=	mm	G = mm
C	=	mm	H = mm
D	=	° Angle	
E	=	° Angle	

<b>Office use</b>	
Order number	Page of
Made by	Date