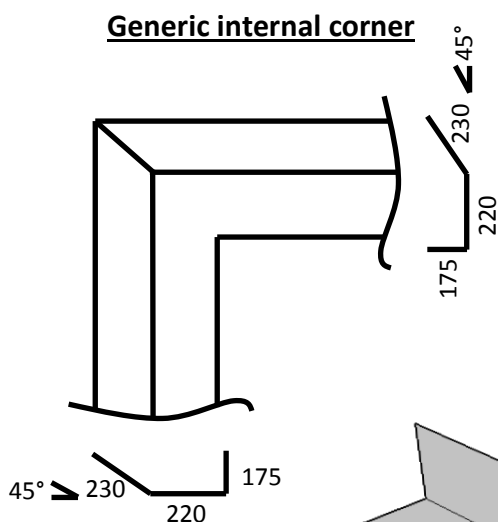


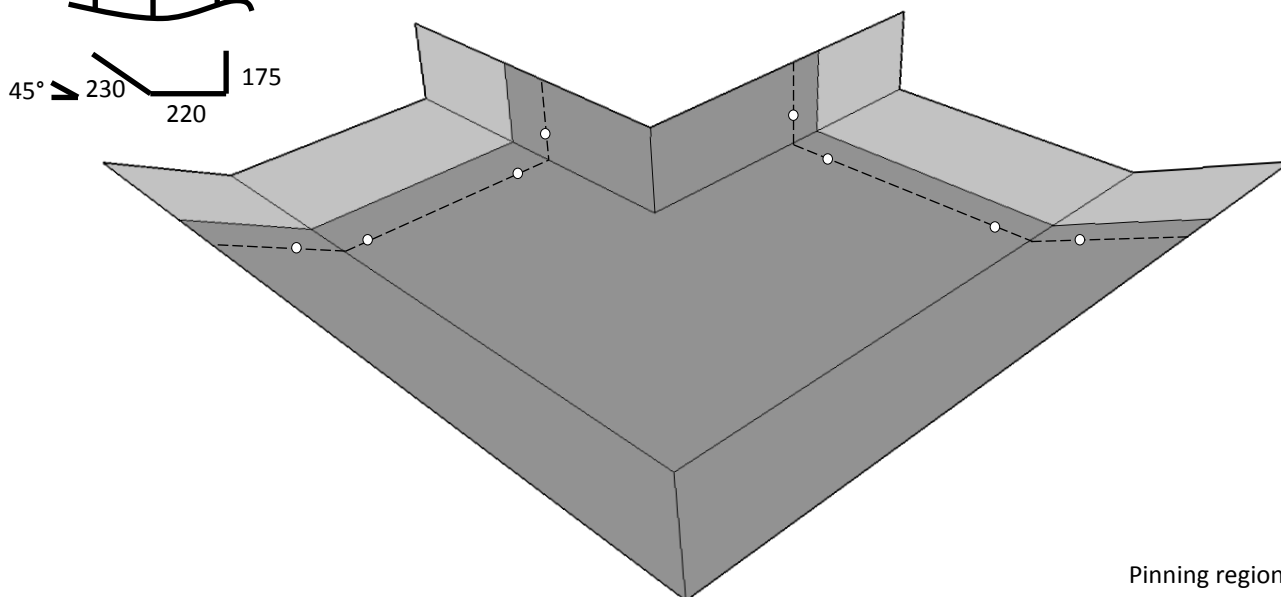


Technical Data Sheet

Bespoke moulded 90° internal corner (MWCINT)



Liner pinned and fixed before hot air welding of the corner



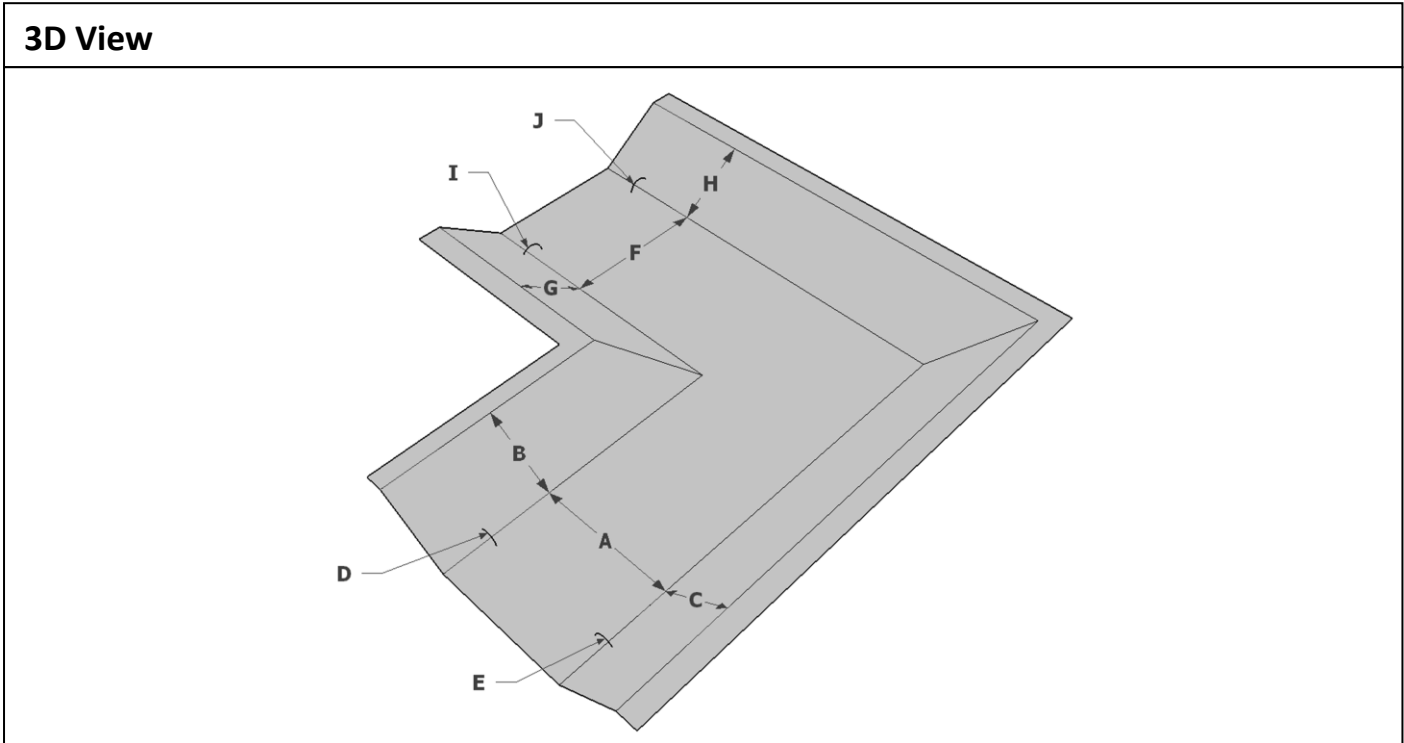
Fixings specification engineered for gutter substrate type

Substrate	Product code	Pilot hole (if required)	Drill speed
STEEL < 3mm	HDS-LS-30	N/A	0-2000rpm – Can be full speed
STEEL > 3mm	HDS-HS-40	N/A	0-2000rpm – Can be full speed
CONCRETE	HDS-CON-45	5mm Diameter	0-950rpm – Typically 750Watt
ASBESTOS	HDS-ASB-38	9.5mm Diameter	Set to lowest speed

When drilling holes in asbestos cement and other highly bonded materials. Please refer to the current health & safety guide.
8 fasteners as illustrated above – Further fixings may be required within the pinning regions identified above in accordance with the '200 rule.'

'200 rule' – The maximum permitted gap between fixings within the pinning region is 200mm. E.g. a 300mm gap between fixings should be bisected at 150mm (1 additional fixing), or a 600mm gap should be bridged with 2 additional fixings, one at 200mm then one at 400mm.

Item description: Bespoke moulded 90° internal corner		
Component ref: MWCINT	Item ref:	Gutter ref:
Company/Customer name:		
Job reference:		
Customer order number:	Quantity:	



Where items are flanged, these flanges are manufactured to company standard sizes. Other sizes are available upon request.

Dimensions			
A	=	mm	F = mm
B	=	mm	G = mm
C	=	mm	H = mm
D	=	° Angle	I = ° Angle
E	=	° Angle	J = ° Angle

Office use	
Order number	Page of
Made by	Date