



sharmans
the gutter lining experts

BJS _____

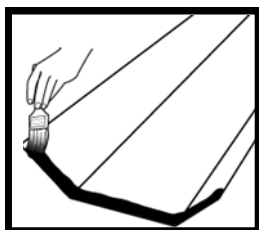
BITUMINOUS GUTTER BOUNDARY AND OPEN END SEALING KIT

FOR USE WITH PLYGENE GUTTERLINE SYSTEM

When terminating Plygene Gutterline midway along a length or at the end of a gutter where no stop end is present it is essential that a water tight seal is created between the liner and the existing gutter.

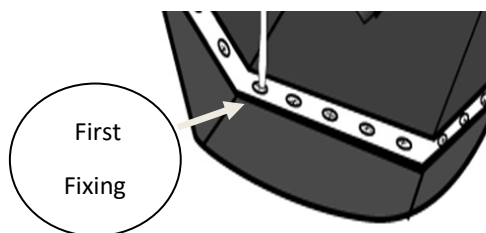
Prepare

- * Clean the gutter back to its original base material and ensure it is level across the width of the gutter where the kit is to be fitted (grinding out any irregularities if necessary)
- * Paint this area with high penetration bitumen primer and allow to fully dry



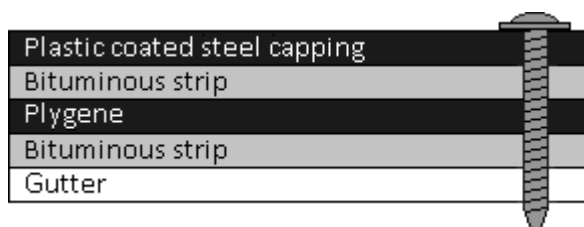
Fix

- * Using the pre punched holes in the steel strip as a guide and starting from the base, then working up the sides of the gutter
- * Drill and fix through all the layers using the fixings specified for the gutter substrate **DO NOT FULLY TIGHTEN**
- * **IT IS IMPORTANT TO REMEMBER TO DRILL AND FIX ONE HOLE BEFORE MOVING ON TO THE NEXT ONE.**



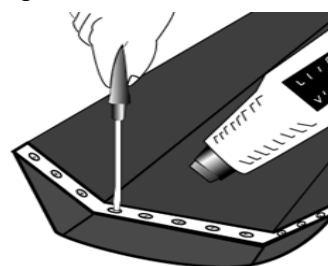
Layer

- * Place the first bituminous strip across the width of the prepared area
- * On top of the first strip place the Plygene (extend the liner 50mm beyond the strip, don't cut flush)
- * Place the second bituminous strip on top of the liner
- * Then place the pre punched plastic coated steel strip on top of all the layers



Finishing

- * Use heat from either a hot air welding gun such as a Leister or a paint stripper gun to help warm the bitumen
- * When the bitumen starts to ooze, fully tighten up the fixings
- * As the fixings are tightened make sure the bituminous strips and all other surfaces are in contact with each other
- * When the bitumen cools you should have a watertight seal between the original gutter and the Plygene gutterline, this will prevent any water backtracking and getting underneath the liner.



Kit contains:

2 x Bituminous strips

1 x Pre-punched metal strip

Specified fixings to suit gutter substrate and width

HD Sharman Ltd.
High Peak Works
Chapel-en-le-Frith
High Peak, Derbyshire
SK23 0HW

T. 01298 812371
F. 01298 812237
E. info@hdsharman.co.uk
W. hdsharman.co.uk

HD Sharman Ltd. Registered in England No. 945570 | VAT No. 511-5113-06.



sharmans
the gutter lining experts

08/05/2017